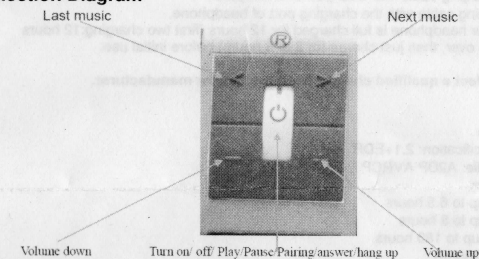


Congratulations and thank you for choosing this Bluetooth wireless headphone. It is compliant with smartphone, mobile phone, Tablet PC, iPad 2 or new iPad. This manual will help you operate the Bluetooth wireless headphone, but you should first familiarize yourself with the Bluetooth function of your mobile phone or other devices before using the headphone.






Package content

- 1x Bluetooth wireless headphone
- 1x USB cable for charging the headphone
- 1x manual

Connection Diagram



How to use - General Functions

Desired Result	Required Action
Turn On/Off	Keep pressing  for about 3 seconds when the device is off (blue LED light), keep pressing for about 3 seconds when the device is on (blue LED light out)
Enter the pairing mode	Keep pressing  for about 5 seconds, blue LED and red LED quickly flash alternately when the device is off
Pairing	You should use a mobile phone and other device with Bluetooth function to pair with the headphone.
Play/Pause	Press  to play when the device is pause, press  to pause when device is playing.
Last music	Short press < is for last music
Next music	Short press > is for next music
Volume down	Keep pressing "-", volume down
Volume up	Keep pressing "+", volume up
Answer/hang up	Short  , answer/ hang up the phone or keeping press the button for 2 seconds, block the phone.
Charging	Plug the charger to USB port of the device (Red LED is on charge full, the LED will be off). The LED light will turn on when charging and it will turn off when fully charged.